

Note: This is a fictitious company. Actual reports may not include all information seen in these samples.

Click on a numbered image below for more details.

Search inquiry: LaSalle Medical Supply / Ardmore / PA

ProfilePlusSM Report

as of: 04/15/09 09:06 ET

LaSalle Medical Supply

Address:	125 Ardmore Ave Ardmore, PA 19003 United States	1	Key Personnel:	Treasurer: James Martin CEO: Susan Smithers
Phone:	610-555-1111		SIC Code/Description:	8062 - Gen'l Medical & Surgical Hospital
Experian BIN:	123456789		Business Type:	Incorporated
			Experian File Established:	Before January 1977
			Experian Years on File:	More than 32 Years
			Years in Business:	96 Years
			Total Employees:	12
			Sales:	\$7,750,000
			Filing Data Provided by:	Pennsylvania
			Date of Incorporation:	01/09/1913

Current Days Beyond Terms (DBT):	7	2
Predicted DBT for 06/10/2009:	7	
Average Industry DBT:	11	
Payment Trend Indicator:	Stable	
Lowest 6 Month Balance:	\$195,500	
Highest 6 Month Balance:	\$324,400	
Current Total Account Balance:	\$278,700	
Highest Credit Amount Extended:	\$1,044,100	
Median Credit Amount Extended:	\$2,400	

Payment Tradelines (see charts, detail):	72
Business Inquiries (see summary):	3
Banking/Insurance/Leasing (see detail):	3
UCC Filings (see detail):	6
Filings Amended and Assigned:	2
Cautionary UCC Filings:	0
<hr/>	
Businesses Scoring Worse:	60%
Bankruptcies:	0
Liens (see detail):	1
Judgments Filed (see detail):	2
Collections (see detail, summary):	3

Credit Summary

[Back to top](#)

Credit Ranking Score: 60

The objective of the Credit Ranking Score is to predict payment behavior. High Risk means that there is a significant probability of delinquent



payment. Low Risk means that there is a good probability of on-time payment.

Key Score Factors:

3

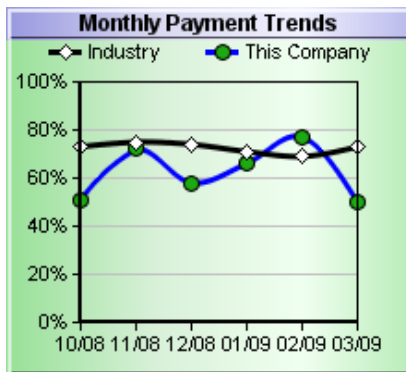
- Risk associated with the company's industry.
- Number of other trades.
- Length of credit history greater than average.
- Number of trades with a high balance to high credit ratio.

Recommended Action: Medium Risk

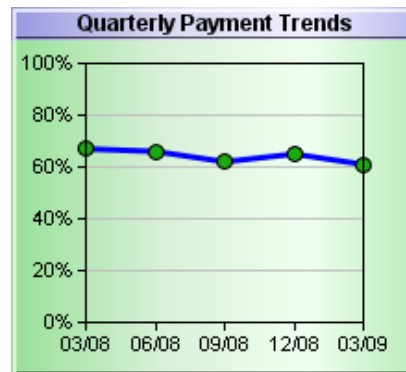
Payment Summary

[Back to top](#)

4



*Percentage of on-time payments by month.



*Percentage of on-time payments by quarter.

5

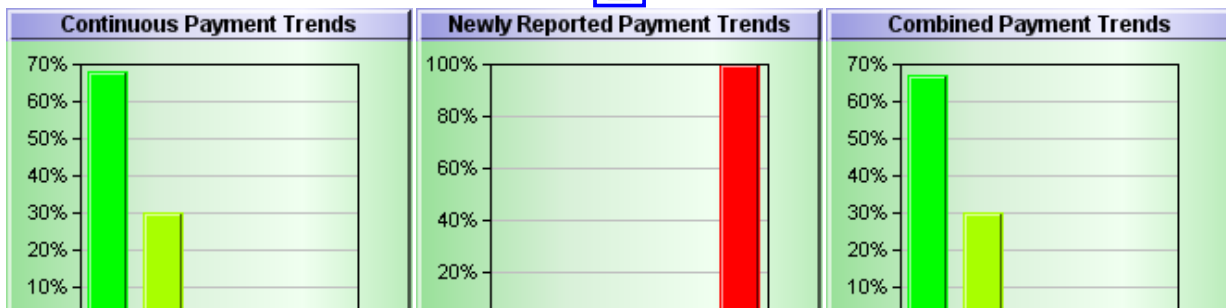
Monthly Payment Trends - Recent Activity

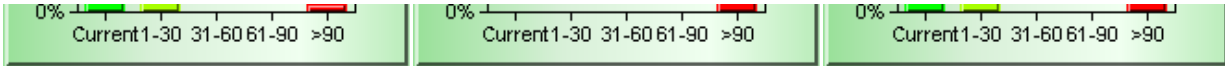
Date	Balance	Current	Up to			
			30 DBT	61-90 DBT	61-90 DBT	>90 DBT
10/08	\$237,600	51%	45%	0%	2%	2%
11/08	\$212,200	72%	26%	0%	0%	2%
12/08	\$261,300	58%	37%	4%	0%	1%
01/09	\$165,000	66%	30%	0%	2%	2%
02/09	\$277,300	77%	21%	0%	0%	2%
03/09	\$306,700	50%	46%	2%	0%	2%

Quarterly Payment Trends - Recent Activity

Date	Balance	Current	Up to			
			30 DBT	61-90 DBT	61-90 DBT	>90 DBT
03/08	\$221,900	67%	31%	1%	0%	1%
06/08	\$264,600	66%	33%	0%	0%	1%
09/08	\$197,800	62%	35%	0%	1%	2%
12/08	\$212,600	65%	31%	2%	0%	2%
03/09	\$297,800	61%	35%	2%	0%	2%

6





*Continuous distribution with DBT.

*Newly Reported distribution with DBT.

*Combined distribution with DBT.

Number of Accounts: 43
 Present Balance: \$280,400
 Highest Balance: \$741,200

Number of Accounts: 1
 Present Balance: \$4,200
 Highest Balance: \$6,400

Number of Accounts: 44
 Present Balance: \$280,400
 Highest Balance: \$741,200

Trade Payment Information

[Back to top](#)

7

Trade Payment Experiences

Supplier Category	Reported Date	Activity Date	Payment Terms	Recent High Credit	Balance	Current	Up to 30 DBT	31-60 DBT	61-90 DBT	>90 DBT	Comments
Acct Svcs	04/09	09/06	Varied	\$300	\$300	5%	70%		25%		
Advertisng	03/09		Net 30	\$19,700	\$600	100%					Cust 5 Yr
Air Trans	04/09	04/09		\$600	\$600	100%					Cust 25 Yr
Air Trans	10/08		Net 30	\$200	<\$100					100%	Cust 9 Yr
Bldg Matrl	11/08		Credit								Acctclosed
Bus Svcs	10/08		Varied	\$100	\$100	100%					
Ceramics	09/08		Net30	\$300							
Chemicals	11/08		Credit	\$800	\$800	63%	19%			18%	
Computers	10/08	02/08	Credit	\$1,700							
Dp Equip	10/08		Net 30	\$2,200	\$300		100%				
Dp Svcs	11/08	11/06									Cust 5 Yr
Drugs	11/08	10/08	Net 30	\$239,300	\$187,400	56%	40%	4%			
Elec Equip	11/08		Net 30	\$700	\$400	52%	48%				
Elec Equip	10/08	10/08	Contrct	\$20,400	\$13,900	100%					Cust 18 Yr
Electronic	10/08	10/08	Net30	\$7,000	\$300	100%					Cust 13 Yr
Factor	11/08	04/03	Net 30								
Factor	11/08		Net 30	\$2,800	\$2,800	100%					Cust 1 Yr
Factor	10/08	03/06	Net 30								
Fincl Svcs	10/08	09/08	Net	\$2,400	\$1,700	94%	6%				
Fincl Svcs	11/08	10/08	Varied	\$21,500	\$1,100	100%					Satsftry
Fincl Svcs	11/08	10/08	Varied	\$1,100	\$100	100%					
Fincl Svcs	11/08	10/08	Varied	\$5,700	\$3,000	100%					
Fincl Svcs	11/08	06/08	Varied	\$500							
Florist	10/08	10/06	Cod								Cust 15 Yr
Freight	10/08	01/08	Varied	\$10,400							
General	09/08*		Varied								
Genl Merch	10/08		Credit								Acctclosed
Indus Supl	11/08	10/08	Net 30	\$67,100	\$34,700	55%	45%				Cust 4 Yr
Med Equip	11/08		Net 30	\$2,400	\$1,500	100%					
Med Equip	10/08	09/08	Varied	\$33,100	\$4,200	94%	6%				Cust 2 Yr
Med Equip	10/08	10/08	Net 30	\$179,200	\$4,700	100%					Cust 1 Yr
Med Equip	07/08		Net 30	\$23,800	\$1,900	100%					Cust 4 Yr
Med Supply	10/08		Net 30	\$71,000	\$15,500	44%	37%			19%	
Music Inst	11/08		Net 30	\$2,000							Cust 98 Yr
Offc Suppl	11/08	10/07	Net 20								
Offc Suppl	10/08	09/08	Credit	\$2,000	\$800	100%					
Optic Supl	10/08		Varied	\$800	\$100		100%				Cust 3 Yr

Optic Supl	11/08		Contract	\$200	\$100	100%			
Packaging	10/08	10/06	Net 30	\$900	\$900	100%			Cust 2 Yr
Paper Dist	11/08	03/07	Net 45	\$1,000					Cust 2 Yr
Restr Supl	10/08		Net 30	\$19,800	\$2,500	64%	6%	30%	Cust 7 Yr
Retl Trade	11/08		Credit						
Safty Prod	09/08		Net30	\$200					
Transportn	11/08		Other						

('+' is Pays Faster, '-' is Pays Slower, '=' is Pays The Same -- relative to others in the same industry)
(Tradelines with an {*} after the Reported Date are [Newly Reported](#))

8

Additional Payment Experiences

Supplier Category	Reported Date	Activity Date	Payment Terms	Recent High Credit	Balance	Current	Up to 30 DBT	31-60 DBT	61-90 DBT	>90 DBT	Comments
Computers	02/09	01/09	Unk	\$95,500	\$59,500		2%	14%	36%	48%	
Cred Card	06/08	05/08	Revolve	\$400	\$400	100%					Cust 2 Yr
Equip Leas	02/09		Special	\$35,900	\$35,900	100%					
Factor	07/07	02/07	Net 30	\$400							
Factor	01/06	08/01	Net 30								
Food Distr	03/07	03/07	Net 30	>\$100,000	>\$100,000	100%					Cust 14 Yr
Giftware	01/06		Cia								Cust 6 Yr
Housewares	04/06	06/03	Varied								
Leasing	10/08		Net 30	\$201,200	\$172,800	47%	51%	2%			Cust 5 Yr
Leasing	04/08		Net 10	\$2,000	\$2,000	100%					
Leasing	09/08		Contract	\$150,100	\$10,400	98%	2%				
Med Equip	04/08		Net 45	\$1,044,100	\$66,700	53%	47%				
Med Equip	05/07		Net 30	\$115,000	\$41,000	100%					
Med Equip	05/08		Net 30	\$1,100	\$200		100%				
Med Equip	02/08	01/08	Net 30	\$12,400	\$4,300	100%					Cust 15 Yr
Med Supply	04/06		Net 30	\$120,500	\$116,500	93%	1%	3%		3%	
Med Supply	12/06		Net 30	\$13,100	\$1,800	33%	67%				
Med Supply	04/08		Net 30	\$1,700	\$1,700	99%	1%				Spec Terms
Misc Manuf	08/06		Varied	\$3,200	\$1,400			50%		50%	
Music Inst	03/06	01/06	Varied	\$3,100	\$3,100	65%	35%				Cust 3 Yr
Music Inst	06/06		Net 30	\$3,100	\$2,000	100%					
Offc Suppl	11/05	04/05	Credit	\$300	\$100	100%					Cust 10 Yr
Persnlsvcs	03/06	10/03	Roi								
Petroleum	03/07	03/07	Varied	\$1,200	\$100	100%					Cust 17 Yr
Safty Prod	08/07	07/07	Net 30	\$600	\$600	100%					Cust 6 Yr
Soap	05/06		2/10N30	\$9,500	\$4,600	98%	2%				
Sport Gds	09/06	11/01	Net 30								
Telecom	08/06	04/06	Net 30	\$2,700							

('+' is Pays Faster, '-' is Pays Slower, '=' is Pays The Same -- relative to others in the same industry)

Payment Trends

Date	Industry* DBT	Industry* Current	Balance	Current	Up to 30 DBT	31-60 DBT	61-90 DBT	>90 DBT	
03/09	11	10	73%	\$306,700	50%	46%	2%	0%	2%

02/09	11	5	69%	\$277,300	77%	21%	0%	0%	2%
01/09	10	8	71%	\$165,000	66%	30%	0%	2%	2%
12/08	10	8	74%	\$261,300	58%	37%	4%	0%	1%
11/08	10	6	75%	\$212,200	72%	26%	0%	0%	2%
10/08	11	10	73%	\$237,600	51%	45%	0%	2%	2%

*Industry: Gen'l Medical & Surgical Hospital

Inquiries

[Back to top](#)

9

Summary of Inquiries

Supplier Category	04/09	03/09	02/09	01/09	12/08	11/08	10/08	09/08	07/08
Drugs	2	1	0	1	0	0	0	0	0
Med Equip	1	0	1	0	0	0	0	1	0
Totals	3	1	1	1	0	0	0	1	0

Collection Filings

[Back to top](#)

10

Date	Agency	Agency Phone	Status	Closed Date	Amt Disputed	Amt Collected	Comments
01/06	Acme Collections	312-555-1210	Closed, Paid in Full	11/05	\$720	\$720	
06/07	Vinnie's Collection Services	215-555-2229	Open Account		\$109	\$0	
09/07	Vinnie's Collection Services	215-555-2229	Open Account		\$108	\$0	

Collections Summary

[Back to top](#)

Status	Number of Items	Amt Disputed	Amt Collected
Open Account	3	\$1,055	\$742
Closed, Paid in Full	4	\$1,118	\$1,118

Commercial Banking, Insurance, Leasing

[Back to top](#)

11

Leasing

Institution Name: Non-Disclosed
Address: Burlington, NJ
ZIP Code: 08016- 0
Phone: 610-555-1212
Product Type: Equipment
Commencement Date: 12/06
Term: 24 Months

Original Balance: \$11,518
Remaining Balance: \$959
Scheduled Amount
Due: \$479
Payments per Year: 12
Payments Current: 21
Payments Late: 1
Payments Overdue: 0

Institution Name: Ted Meds
Address: Cedar Rapids,
ZIP Code: 52406-0609
Phone: 610-555-1212
Product Type: Office Equip
Commencement
Date: 10/07
Term: 58 Months
Original Balance: \$19,909
Remaining Balance: \$19,909
Current Payout: 0
Scheduled Amount
Due: \$343
Payments per Year: 12
Payments Overdue: 0

Institution Name: Leasing Services
Address: Cedar Rapids,
ZIP Code: 52406-0609
Phone: 610-555-1212
Product Type: Office Equip
Commencement
Date: 01/06
Term: 60 Months
Original Balance: \$76,380
Remaining Balance: \$41,815
Current Payout: 0
Scheduled Amount
Due: \$1,273
Payments per Year: 12
Payments Overdue: 0

Judgment Filings

[Back to top](#)

12

Date: 11/04/2005
Plaintiff: Robert Wilkinson
Filing Location: Philly CNTY Mun CT
Legal Type: Judgment
Legal Action: Filed
Document Number: 12345678
Liability Amount: \$2,675

Date: 11/08/2002
Plaintiff: LaSalle Medical Supply
Filing Location: Philly Cnty Mun CT
Legal Type: Judgment
Legal Action: Filed
Document Number: 99005932
Liability Amount: \$4,452

Tax Lien Filings

[Back to top](#)

1

13

Date: 03/28/2003
Filing Location: Montgomery County Co
Legal Type: State Tax
Legal Action: Lien
Document Number: 87654321
Liability Amount: \$253,985
Description: Other Tax

UCC Filings

[Back to top](#)

14

Date: 05/04/2008
Filing Number: 12345678
Jurisdiction: Sec Of State Pennsylv
Secured Party: WALTERS MEDI CORP NY WATERTOWN 812122 12 NORTH ROCK DR
Activity: Filed

Date: 04/26/2008
Filing Number: 12345678
Jurisdiction: Sec Of State Pennsylv
Secured Party: GENERAL ELECTRIC COMPANY WI MILWAUKEE 532010000 PO BOX 414
Collateral: Accounts
Activity: Filed

Date: 03/07/2008
Filing Number: 87654321
Jurisdiction: Sec Of State Pennsylv
Secured Party: BAXTOR CORPORATION DIAGNOSTICS DIVISION MA UNDERW 281220000
Activity: Filed

Date: 09/17/2007
Filing Number: 12345678
Jurisdiction: Sec Of State Pennsylv
Secured Party: BAXTOR CORPORATION DIAGNOSTICS DIVISION MA UNDERW 28122000 1
Activity: Filed

Date: 04/23/2007
Filing Number: 87654321
Jurisdiction: Sec Of State Pennsylv
Secured Party: LEONARD LABORATORIES INC IL ALBERT PARK 123450000 100 PARKSIDE
Collateral: Hereafter Acquired Property
Activity: Filed

Date: 04/04/2007
Filing Number: 12345678
Jurisdiction: Sec Of State Pennsylv
Secured Party: LEASING ASSOCIATES OF WHITING INC NJ SOUTH BARRINGTON 1600
Collateral: Equipment
Activity: Filed

*** The information herein is furnished in confidence for your exclusive use for legitimate business purposes and shall not be reproduced. Neither Experian nor its sources or distributors warrant such information nor shall they be liable for your use or reliance upon it.**