

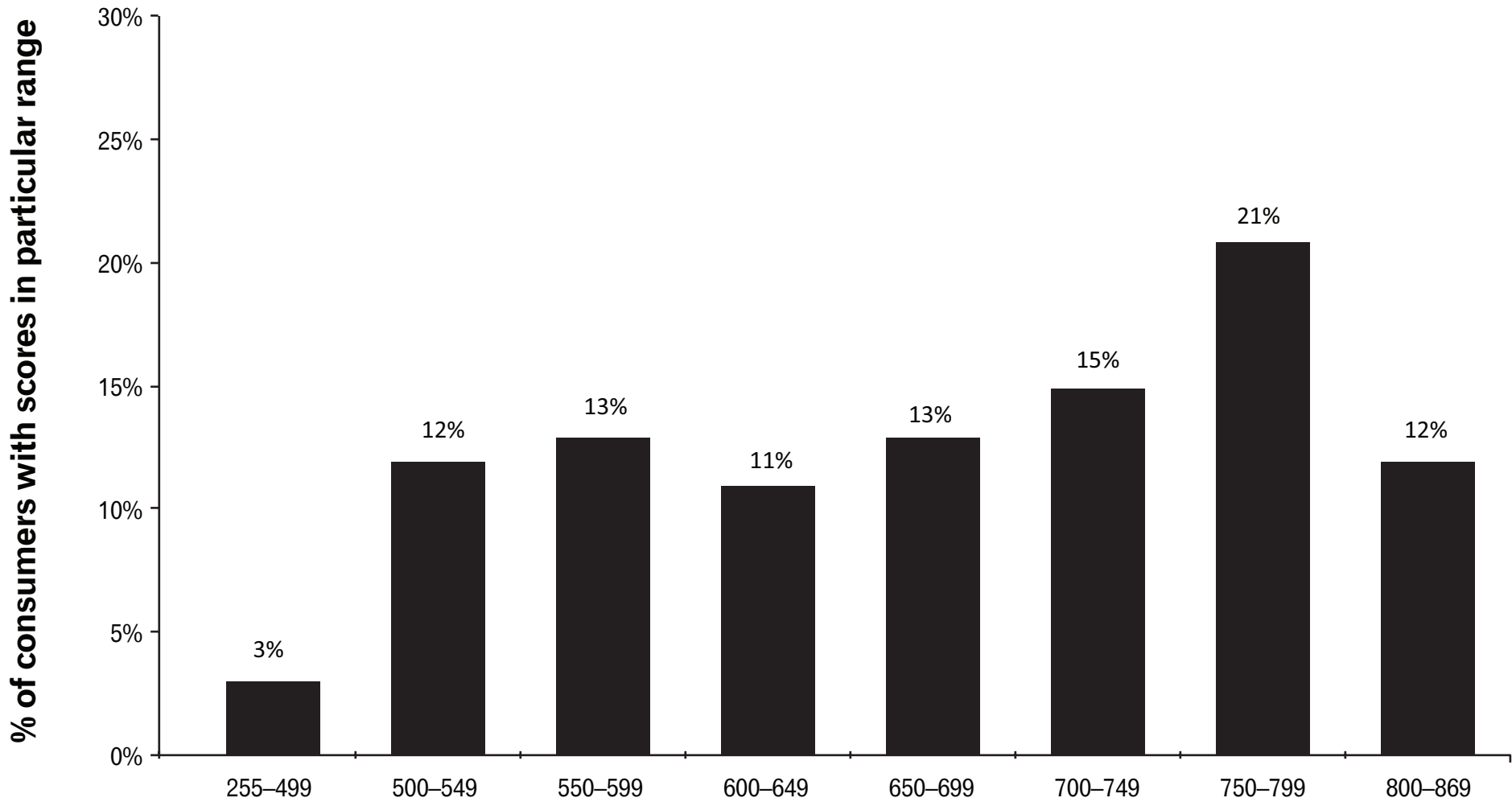


475 Anton Boulevard
Costa Mesa, CA 92626
www.experian.com

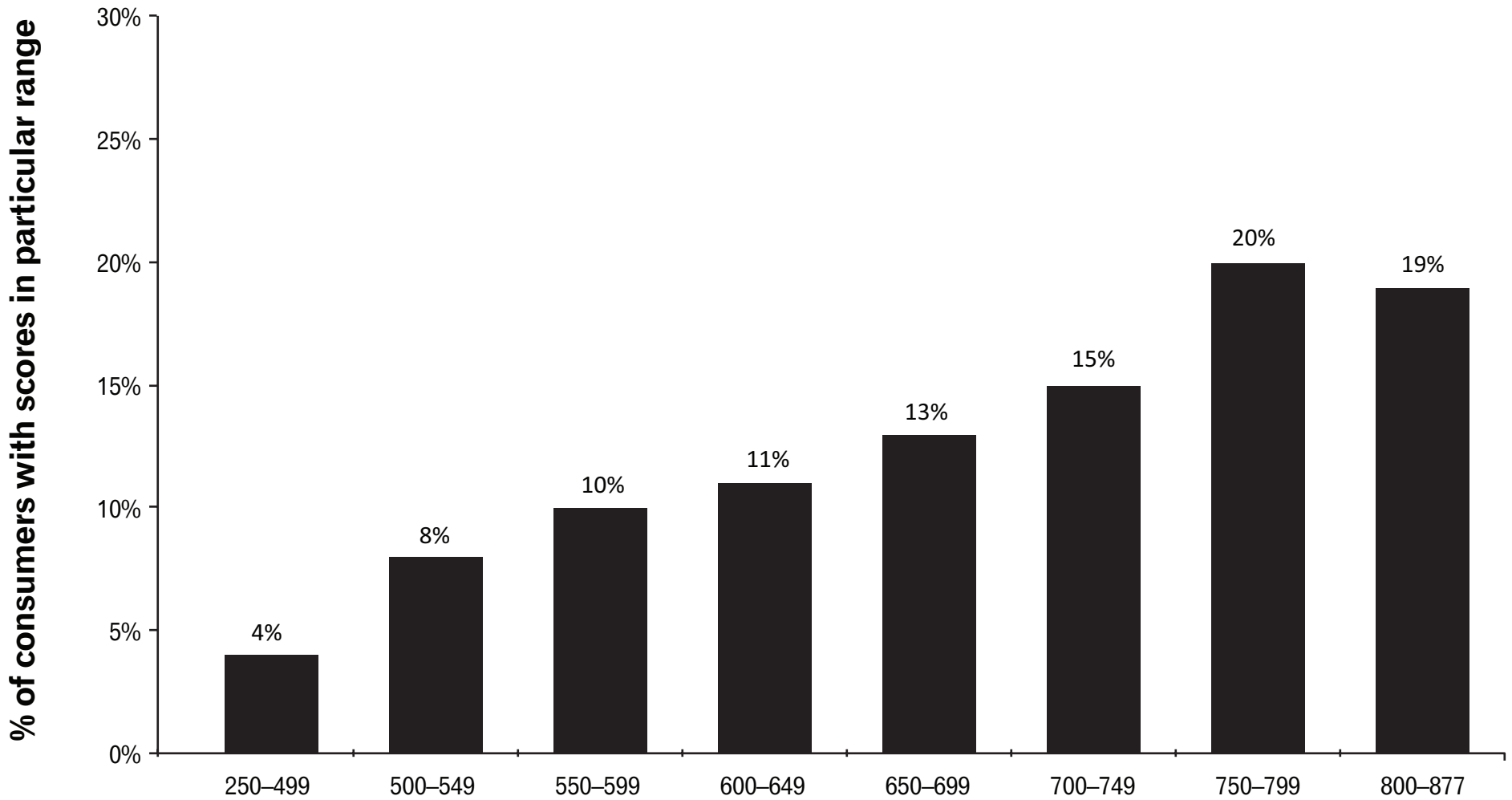
Risk Based Pricing Rule — FICO® Auto Score

- FICO® Auto Score, v1 Table
- FICO® Auto Score, v2 Table
- FICO® Auto Score, v3 Table
- FICO® Auto Score, v8 Table

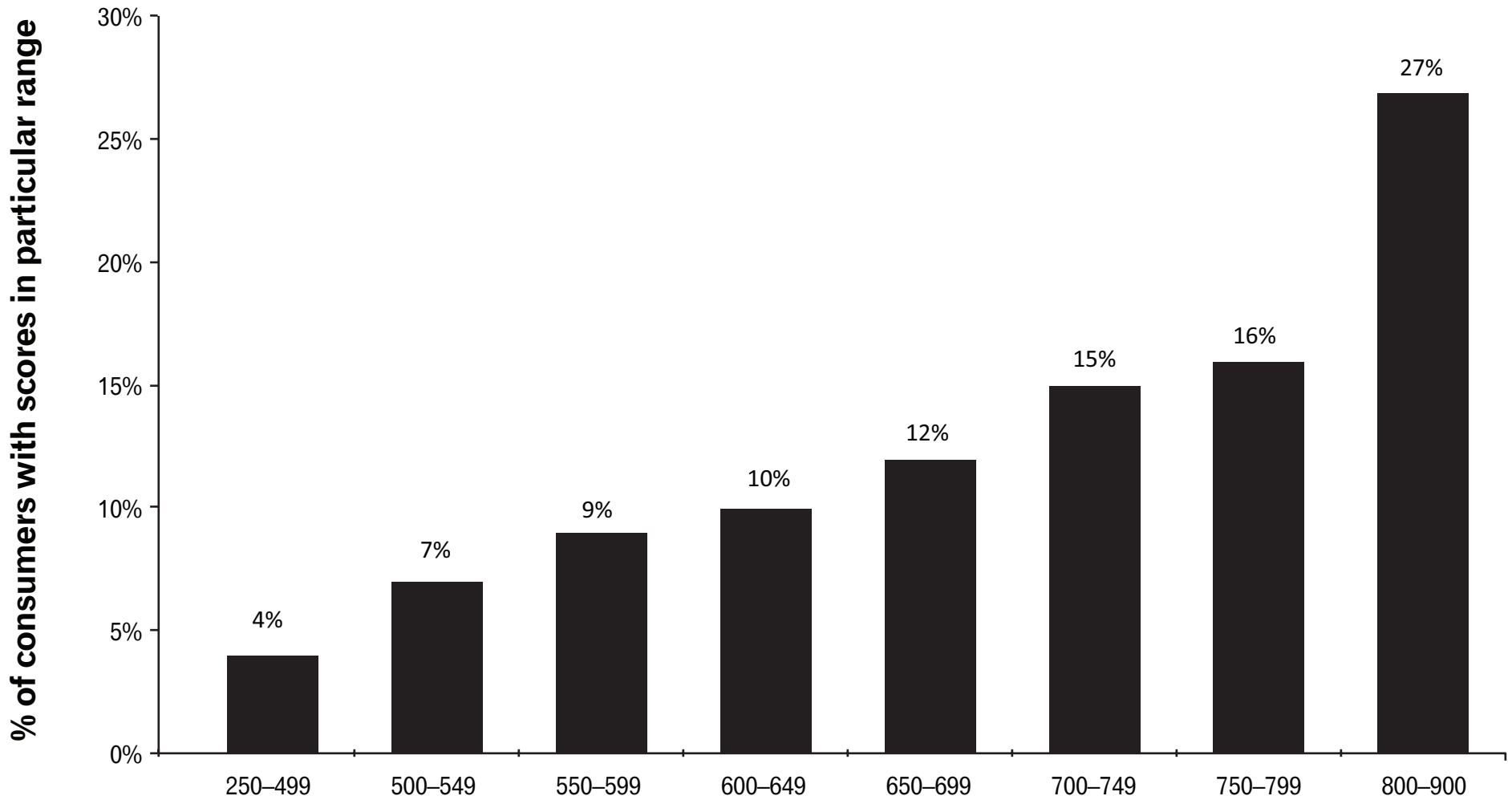
FICO® Auto Score, v1



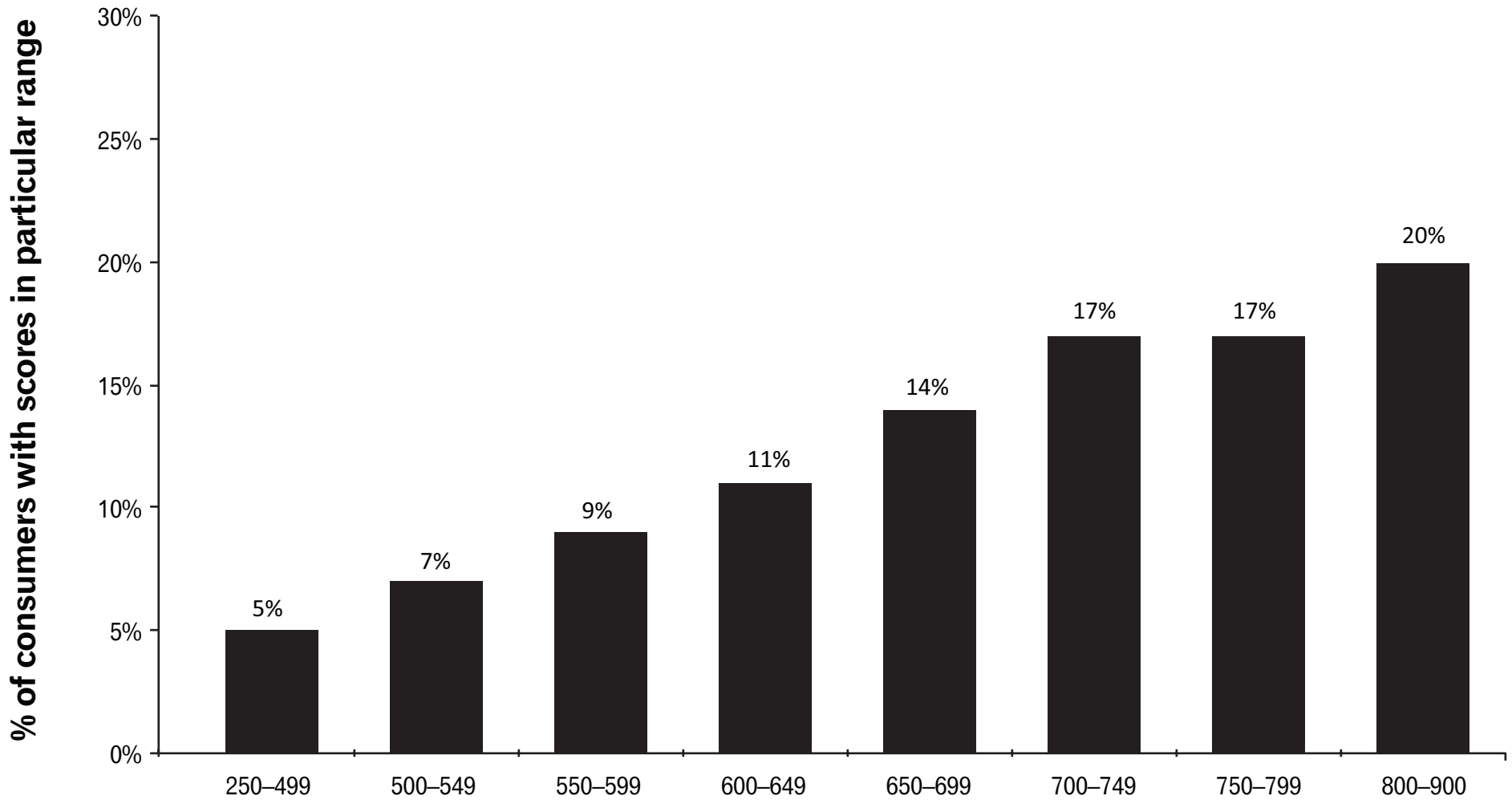
FICO® Auto Score, v2



FICO® Auto Score, v3



FICO® Auto Score, v8



FICO® Auto Score, v1		
Score Range Min	Score Range Max	Cumulative %
255	476	1%
477	490	2%
491	499	3%
500	504	4%
505	509	5%
510	515	6%
516	519	7%
520	523	8%
524	527	9%
528	530	10%
531	534	11%
535	537	12%
538	541	13%
542	545	14%
546	547	15%
548	551	16%
552	554	17%
555	558	18%
559	561	19%
562	565	20%
566	569	21%
570	572	22%
573	575	23%
576	580	24%
581	584	25%
585	587	26%
588	591	27%
592	596	28%
597	600	29%

FICO® Auto Score, v1		
Score Range Min	Score Range Max	Cumulative %
601	605	30%
606	609	31%
610	614	32%
615	619	33%
620	624	34%
625	628	35%
629	633	36%
634	637	37%
638	642	38%
643	646	39%
647	651	40%
652	655	41%
656	659	42%
660	663	43%
664	667	44%
668	672	45%
673	675	46%
676	679	47%
680	683	48%
684	687	49%
688	690	50%
691	694	51%
695	698	52%
699	702	53%
703	705	54%
706	709	55%
710	713	56%
714	716	57%
717	720	58%

FICO® Auto Score, v1		
Score Range Min	Score Range Max	Cumulative %
721	723	59%
724	727	60%
728	730	61%
731	733	62%
734	736	63%
737	739	64%
740	743	65%
744	746	66%
747	749	67%
750	752	68%
753	755	69%
756	758	70%
759	761	71%
762	763	72%
764	767	73%
768	769	74%
770	771	75%
772	774	76%
775	776	77%
777	779	78%
780	780	79%
781	782	80%
783	785	81%
786	787	82%
788	789	83%
790	792	84%
793	794	85%
795	796	86%
797	798	87%

FICO® Auto Score, v1		
Score Range Min	Score Range Max	Cumulative %
799	800	88%
801	802	89%
803	803	90%
804	805	91%
806	807	92%
808	810	93%
811	811	94%
812	815	95%
816	818	96%
819	822	97%
823	826	98%
827	869	99%

© 2014 Experian Information Solutions. All rights reserved.
 © 2014 FICO

Minimum FICO® Auto Score, v1
 Maximum FICO® Auto Score, v1

File date: April 2014

255
 869



FICO® Auto Score, v2		
Score Range Min	Score Range Max	Cumulative %
250	459	1%
460	478	2%
479	491	3%
492	502	4%
503	510	5%
511	518	6%
519	524	7%
525	531	8%
532	537	9%
538	542	10%
543	547	11%
548	552	12%
553	557	13%
558	562	14%
563	566	15%
567	571	16%
572	576	17%
577	581	18%
582	586	19%
587	591	20%
592	596	21%
597	601	22%
602	606	23%
607	611	24%
612	615	25%
616	620	26%
621	625	27%
626	629	28%
630	634	29%

FICO® Auto Score, v2		
Score Range Min	Score Range Max	Cumulative %
635	638	30%
639	643	31%
644	647	32%
648	651	33%
652	656	34%
657	659	35%
660	664	36%
665	668	37%
669	671	38%
672	675	39%
676	679	40%
680	682	41%
683	686	42%
687	689	43%
690	693	44%
694	696	45%
697	700	46%
701	703	47%
704	707	48%
708	710	49%
711	713	50%
714	717	51%
718	721	52%
722	724	53%
725	727	54%
728	731	55%
732	734	56%
735	738	57%
739	741	58%

FICO® Auto Score, v2		
Score Range Min	Score Range Max	Cumulative %
742	744	59%
745	748	60%
749	751	61%
752	753	62%
754	757	63%
758	760	64%
761	763	65%
764	766	66%
767	769	67%
770	772	68%
773	774	69%
775	777	70%
778	780	71%
781	783	72%
784	784	73%
785	786	74%
787	789	75%
790	791	76%
792	793	77%
794	795	78%
796	796	79%
797	799	80%
800	800	81%
801	802	82%
803	804	83%
805	805	84%
806	807	85%
808	809	86%
810	812	87%

FICO® Auto Score, v2		
Score Range Min	Score Range Max	Cumulative %
813	814	88%
815	816	89%
817	818	90%
819	821	91%
822	823	92%
824	826	93%
827	829	94%
830	833	95%
834	837	96%
838	842	97%
843	848	98%
849	877	99%
838	842	97%
843	848	98%
849	877	99%

© 2014 Experian Information Solutions. All rights reserved.
 © 2014 FICO

Minimum FICO® Auto Score, v2
 Maximum FICO® Auto Score, v2

File date: April 2014

250
 877

FICO® Auto Score, v3		
Score Range Min	Score Range Max	Cumulative %
250	460	1%
461	479	2%
480	492	3%
493	502	4%
503	511	5%
512	519	6%
520	527	7%
528	533	8%
534	540	9%
541	546	10%
547	552	11%
553	558	12%
559	564	13%
565	569	14%
570	575	15%
576	581	16%
582	586	17%
587	591	18%
592	597	19%
598	602	20%
603	608	21%
609	613	22%
614	618	23%
619	623	24%
624	628	25%
629	634	26%
635	639	27%
640	644	28%
645	648	29%

FICO® Auto Score, v3		
Score Range Min	Score Range Max	Cumulative %
649	652	30%
653	656	31%
657	660	32%
661	664	33%
665	668	34%
669	672	35%
673	676	36%
677	681	37%
682	684	38%
685	688	39%
689	692	40%
693	695	41%
696	699	42%
700	702	43%
703	706	44%
707	709	45%
710	713	46%
714	716	47%
717	720	48%
721	723	49%
724	726	50%
727	730	51%
731	733	52%
734	737	53%
738	740	54%
741	743	55%
744	746	56%
747	750	57%
751	753	58%

FICO® Auto Score, v3		
Score Range Min	Score Range Max	Cumulative %
754	757	59%
758	761	60%
762	764	61%
765	768	62%
769	772	63%
773	775	64%
776	779	65%
780	782	66%
783	785	67%
786	788	68%
789	790	69%
791	792	70%
793	795	71%
796	798	72%
799	800	73%
801	803	74%
804	805	75%
806	807	76%
808	809	77%
810	812	78%
813	814	79%
815	816	80%
817	817	81%
818	819	82%
820	821	83%
822	823	84%
824	826	85%
827	827	86%
828	829	87%

FICO® Auto Score, v3		
Score Range Min	Score Range Max	Cumulative %
830	831	88%
832	833	89%
834	834	90%
835	836	91%
837	839	92%
840	842	93%
843	843	94%
844	847	95%
848	851	96%
852	856	97%
857	860	98%
861	900	99%

© 2014 Experian Information Solutions. All rights reserved.
 © 2014 FICO

Minimum FICO® Auto Score, v3
 Maximum FICO® Auto Score, v3

250
 900

File date: April 2014

FICO® Auto Score, v8		
Score Range Min	Score Range Max	Cumulative %
250	450	1%
451	468	2%
469	480	3%
481	490	4%
491	498	5%
499	506	6%
507	514	7%
515	520	8%
521	527	9%
528	534	10%
535	540	11%
541	547	12%
548	553	13%
554	559	14%
560	566	15%
567	572	16%
573	577	17%
578	583	18%
584	589	19%
590	595	20%
596	600	21%
601	606	22%
607	610	23%
611	615	24%
616	619	25%
620	624	26%
625	628	27%
629	633	28%
634	637	29%

FICO® Auto Score, v8		
Score Range Min	Score Range Max	Cumulative %
638	642	30%
643	647	31%
648	651	32%
652	655	33%
656	659	34%
660	663	35%
664	668	36%
669	671	37%
672	675	38%
676	678	39%
679	682	40%
683	685	41%
686	689	42%
690	692	43%
693	696	44%
697	699	45%
700	702	46%
703	705	47%
706	708	48%
709	710	49%
711	714	50%
715	717	51%
718	720	52%
721	723	53%
724	726	54%
727	730	55%
731	732	56%
733	734	57%
735	738	58%

FICO® Auto Score, v8		
Score Range Min	Score Range Max	Cumulative %
739	741	59%
742	742	60%
743	745	61%
746	747	62%
748	751	63%
752	754	64%
755	756	65%
757	760	66%
761	763	67%
764	765	68%
766	769	69%
770	772	70%
773	775	71%
776	777	72%
778	780	73%
781	783	74%
784	786	75%
787	789	76%
790	792	77%
793	795	78%
796	797	79%
798	801	80%
802	803	81%
804	806	82%
807	810	83%
811	812	84%
813	815	85%
816	818	86%
819	822	87%

FICO® Auto Score, v8		
Score Range Min	Score Range Max	Cumulative %
823	825	88%
826	827	89%
828	831	90%
832	834	91%
835	838	92%
839	842	93%
843	846	94%
847	851	95%
852	855	96%
856	861	97%
862	867	98%
868	900	99%

© 2014 Experian Information Solutions. All rights reserved.
 © 2014 FICO

Minimum FICO® Auto Score, v8
 Maximum FICO® Auto Score, v8

250
 900

File date: April 2014