

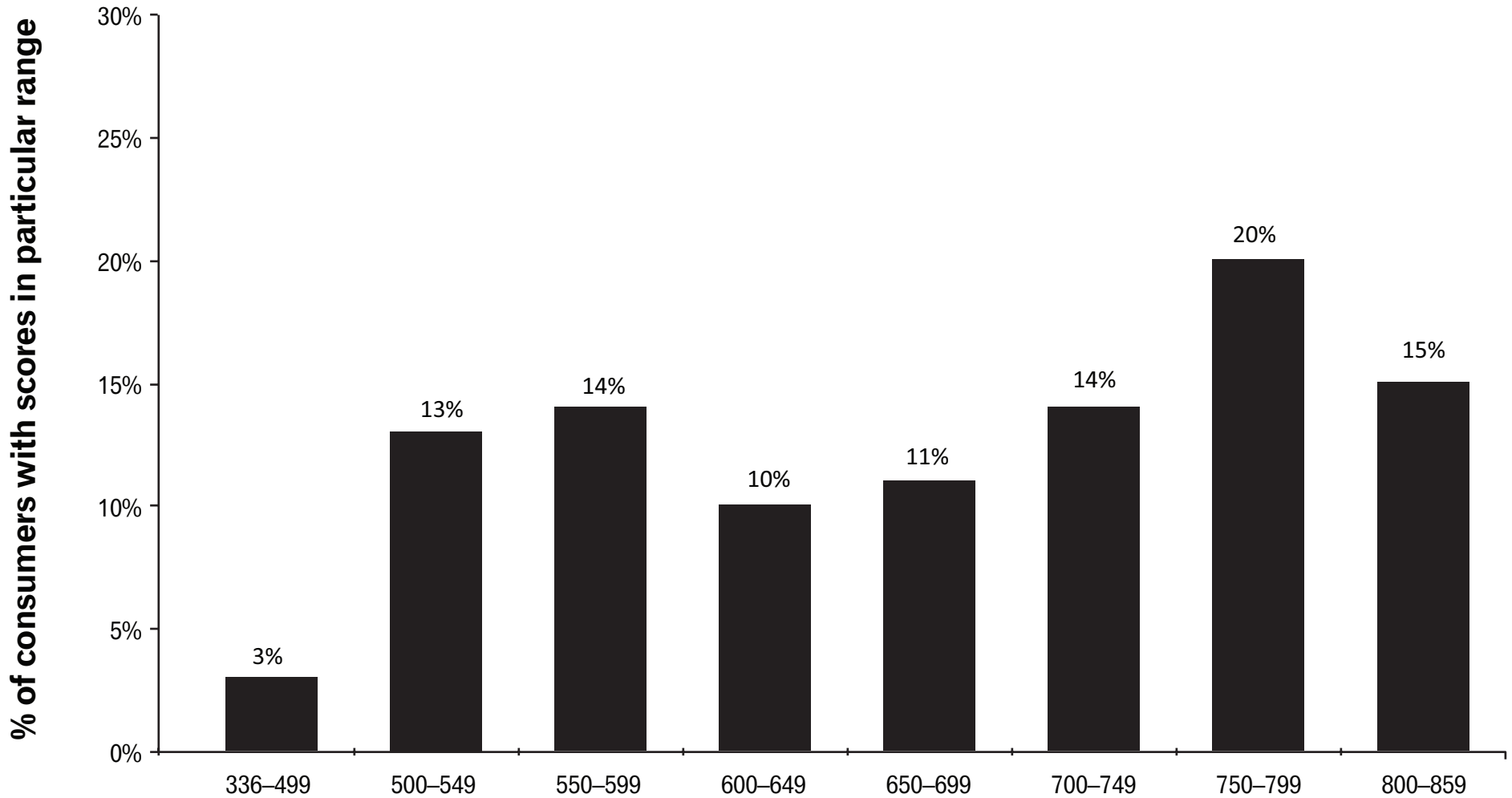


475 Anton Boulevard
Costa Mesa, CA 92626
www.experian.com

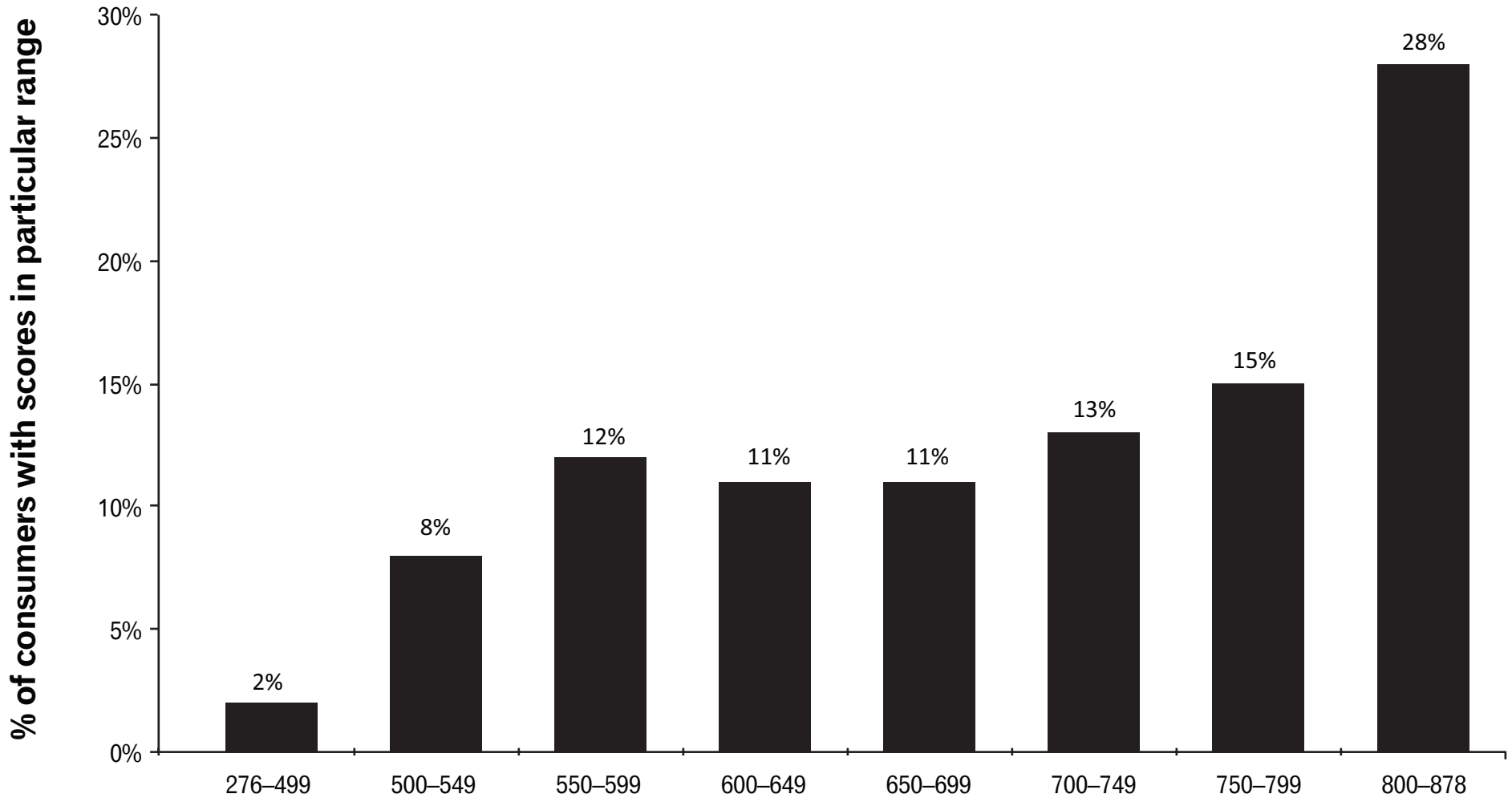
Risk Based Pricing Rule — FICO® Bankcard Score

- FICO® Bankcard Score, v1
- FICO® Bankcard Score, v2
- FICO® Bankcard Score, v3
- FICO® Bankcard Score, v8

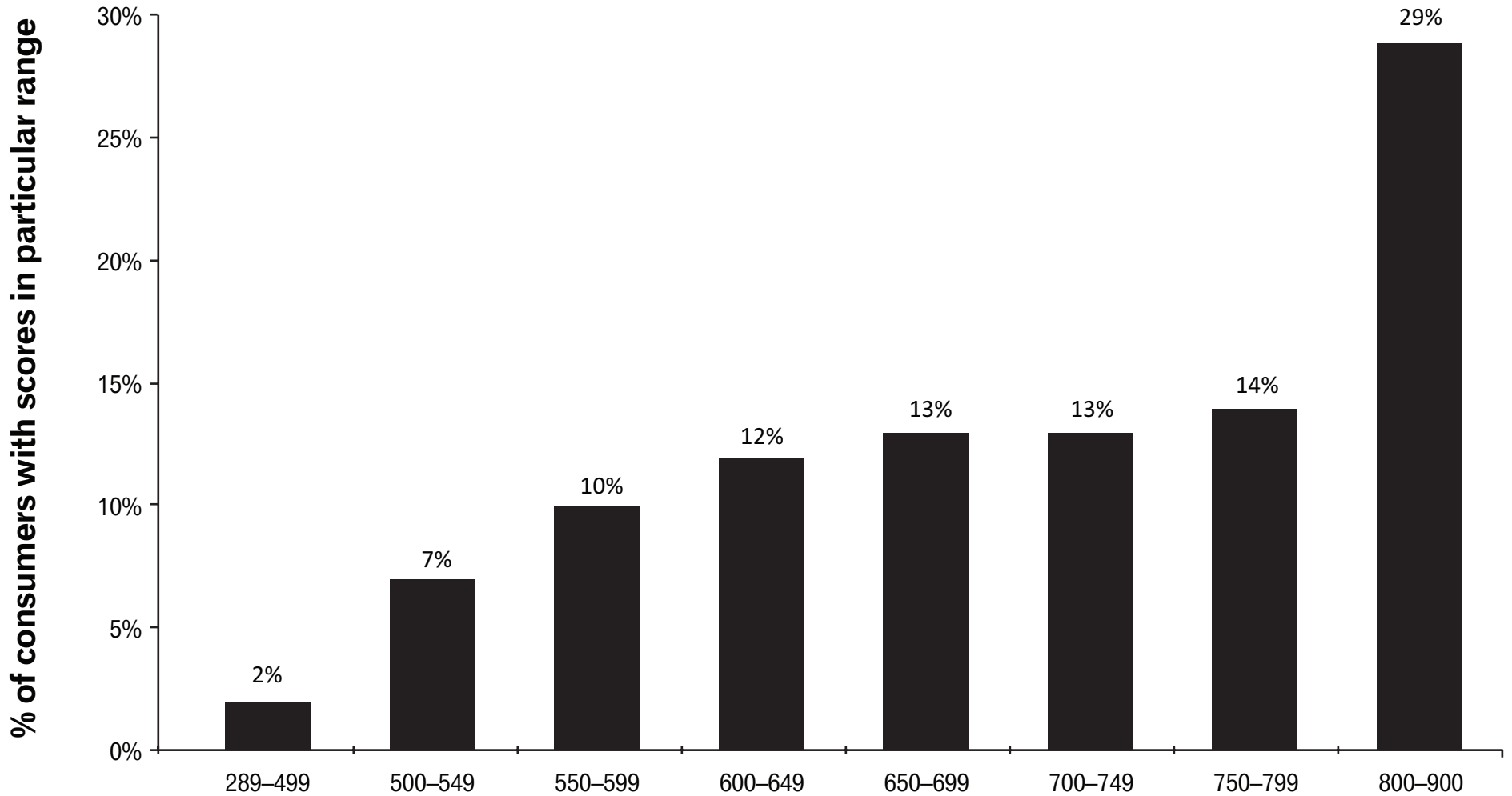
FICO® Bankcard Score, v1



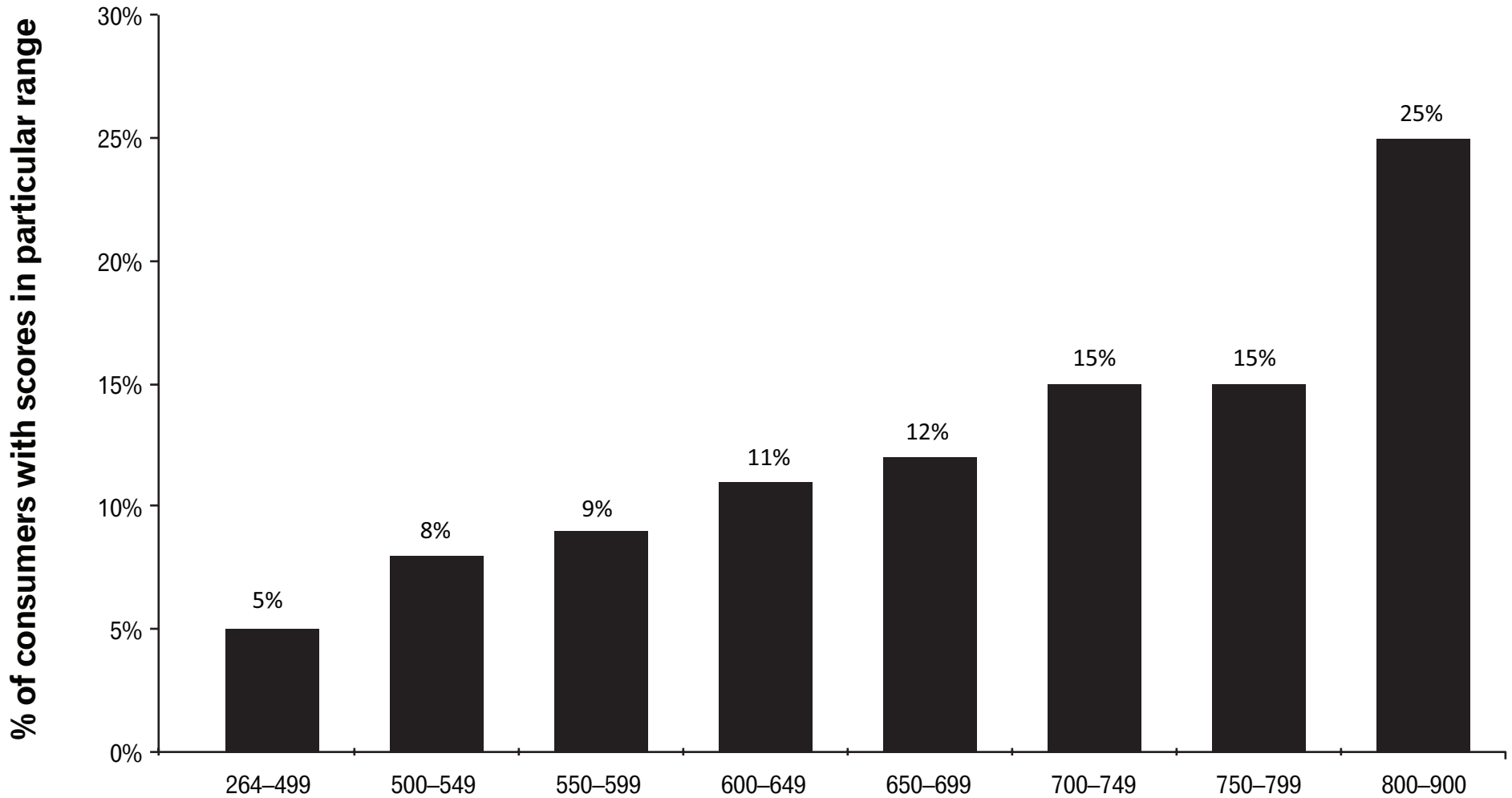
FICO® Bankcard Score, v2



FICO® Bankcard Score, v3



FICO® Bankcard Score, v8



FICO® Bankcard Score, v1		
Score Range Min	Score Range Max	Cumulative %
336	484	1%
485	494	2%
495	501	3%
502	506	4%
507	511	5%
512	515	6%
516	520	7%
521	523	8%
524	527	9%
528	530	10%
531	535	11%
536	538	12%
539	541	13%
542	545	14%
546	547	15%
548	550	16%
551	555	17%
556	558	18%
559	560	19%
561	563	20%
564	567	21%
568	570	22%
571	572	23%
573	577	24%
578	579	25%
580	584	26%
585	587	27%
588	592	28%
593	595	29%

FICO® Bankcard Score, v1		
Score Range Min	Score Range Max	Cumulative %
596	599	30%
600	605	31%
606	610	32%
611	615	33%
616	620	34%
621	627	35%
628	632	36%
633	637	37%
638	642	38%
643	647	39%
648	651	40%
652	656	41%
657	661	42%
662	666	43%
667	671	44%
672	675	45%
676	680	46%
681	684	47%
685	688	48%
689	692	49%
693	697	50%
698	701	51%
702	705	52%
706	708	53%
709	712	54%
713	716	55%
717	720	56%
721	724	57%
725	727	58%

FICO® Bankcard Score, v1		
Score Range Min	Score Range Max	Cumulative %
728	731	59%
732	734	60%
735	738	61%
739	741	62%
742	744	63%
745	747	64%
748	751	65%
752	754	66%
755	756	67%
757	759	68%
760	762	69%
763	764	70%
765	766	71%
767	769	72%
770	771	73%
772	774	74%
775	776	75%
777	778	76%
779	782	77%
783	784	78%
785	787	79%
788	789	80%
790	791	81%
792	793	82%
794	796	83%
797	798	84%
799	800	85%
801	802	86%
803	804	87%

FICO® Bankcard Score, v1		
Score Range Min	Score Range Max	Cumulative %
805	806	88%
807	808	89%
809	811	90%
812	813	91%
814	815	92%
816	817	93%
818	819	94%
820	821	95%
822	824	96%
825	828	97%
829	832	98%
833	859	99%

© 2014 FICO
 © 2014 Experian Information Solutions. All rights reserved.
 FICO® Bankcard Score, v1 — EXF2B-E
 FICO® Bankcard Score, v1 — EXF2B-E
 File date: April 2014

336
 859



FICO® Bankcard Score, v2		
Score Range Min	Score Range Max	Cumulative %
276	484	1%
485	499	2%
500	509	3%
510	517	4%
518	524	5%
525	531	6%
532	537	7%
538	542	8%
543	547	9%
548	552	10%
553	556	11%
557	560	12%
561	566	13%
567	570	14%
571	574	15%
575	578	16%
579	582	17%
583	586	18%
587	590	19%
591	594	20%
595	598	21%
599	603	22%
604	607	23%
608	611	24%
612	616	25%
617	620	26%
621	625	27%
626	630	28%
631	634	29%

FICO® Bankcard Score, v2		
Score Range Min	Score Range Max	Cumulative %
635	638	30%
639	642	31%
643	647	32%
648	650	33%
651	655	34%
656	659	35%
660	663	36%
664	668	37%
669	672	38%
673	677	39%
678	681	40%
682	685	41%
686	690	42%
691	694	43%
695	698	44%
699	702	45%
703	707	46%
708	711	47%
712	715	48%
716	719	49%
720	723	50%
724	727	51%
728	730	52%
731	734	53%
735	739	54%
740	742	55%
743	746	56%
747	750	57%
751	753	58%



FICO® Bankcard Score, v2		
Score Range Min	Score Range Max	Cumulative %
754	757	59%
758	761	60%
762	764	61%
765	768	62%
769	771	63%
772	774	64%
775	778	65%
779	781	66%
782	784	67%
785	787	68%
788	790	69%
791	793	70%
794	796	71%
797	799	72%
800	802	73%
803	805	74%
806	807	75%
808	810	76%
811	812	77%
813	815	78%
816	818	79%
819	820	80%
821	822	81%
823	825	82%
826	827	83%
828	828	84%
829	830	85%
831	832	86%
833	834	87%

FICO® Bankcard Score, v2		
Score Range Min	Score Range Max	Cumulative %
835	836	88%
837	839	89%
840	841	90%
842	843	91%
844	845	92%
846	846	93%
847	848	94%
849	851	95%
852	853	96%
854	857	97%
858	860	98%
861	878	99%

© 2014 FICO
 © 2014 Experian Information Solutions. All rights reserved.
 FICO® Bankcard Score, v2 — EXF3B-E
 FICO® Bankcard Score, v2 — EXF3B-E
 File date: April 2014

276
 878

FICO® Bankcard Score, v3		
Score Range Min	Score Range Max	Cumulative %
289	480	1%
481	497	2%
498	509	3%
510	518	4%
519	526	5%
527	533	6%
534	539	7%
540	545	8%
546	551	9%
552	556	10%
557	562	11%
563	567	12%
568	572	13%
573	577	14%
578	582	15%
583	587	16%
588	592	17%
593	596	18%
597	600	19%
601	605	20%
606	609	21%
610	614	22%
615	618	23%
619	623	24%
624	628	25%
629	632	26%
633	636	27%
637	640	28%
641	644	29%

FICO® Bankcard Score, v3		
Score Range Min	Score Range Max	Cumulative %
645	647	30%
648	651	31%
652	655	32%
656	659	33%
660	663	34%
664	667	35%
668	670	36%
671	674	37%
675	678	38%
679	682	39%
683	685	40%
686	689	41%
690	692	42%
693	696	43%
697	700	44%
701	704	45%
705	708	46%
709	712	47%
713	715	48%
716	719	49%
720	722	50%
723	726	51%
727	730	52%
731	734	53%
735	737	54%
738	741	55%
742	745	56%
746	749	57%
750	753	58%

FICO® Bankcard Score, v3		
Score Range Min	Score Range Max	Cumulative %
754	758	59%
759	761	60%
762	765	61%
766	769	62%
770	773	63%
774	776	64%
777	780	65%
781	784	66%
785	788	67%
789	791	68%
792	794	69%
795	797	70%
798	800	71%
801	803	72%
804	806	73%
807	808	74%
809	812	75%
813	815	76%
816	817	77%
818	819	78%
820	821	79%
822	823	80%
824	826	81%
827	828	82%
829	830	83%
831	832	84%
833	836	85%
837	838	86%
839	840	87%

FICO® Bankcard Score, v3		
Score Range Min	Score Range Max	Cumulative %
841	842	88%
843	843	89%
844	844	90%
845	847	91%
848	848	92%
849	850	93%
851	853	94%
854	856	95%
857	857	96%
858	860	97%
861	864	98%
865	900	99%

© 2014 FICO
 © 2014 Experian Information Solutions. All rights reserved.
 FICO® Bankcard Score, v3 — EXF4B-E
 FICO® Bankcard Score, v3 — EXF4B-E
 File date: April 2014

289
 900



FICO® Bankcard Score, v8		
Score Range Min	Score Range Max	Cumulative %
264	461	1%
462	474	2%
475	483	3%
484	491	4%
492	498	5%
499	503	6%
504	510	7%
511	516	8%
517	523	9%
524	528	10%
529	535	11%
536	541	12%
542	548	13%
549	553	14%
554	559	15%
560	564	16%
565	570	17%
571	575	18%
576	581	19%
582	586	20%
587	592	21%
593	597	22%
598	601	23%
602	606	24%
607	611	25%
612	616	26%
617	620	27%
621	624	28%
625	629	29%

FICO® Bankcard Score, v8		
Score Range Min	Score Range Max	Cumulative %
630	634	30%
635	639	31%
640	644	32%
645	647	33%
648	652	34%
653	657	35%
658	661	36%
662	666	37%
667	670	38%
671	673	39%
674	678	40%
679	682	41%
683	685	42%
686	690	43%
691	694	44%
695	698	45%
699	701	46%
702	704	47%
705	708	48%
709	710	49%
711	714	50%
715	717	51%
718	722	52%
723	725	53%
726	728	54%
729	732	55%
733	735	56%
736	739	57%
740	742	58%

FICO® Bankcard Score, v8		
Score Range Min	Score Range Max	Cumulative %
743	743	59%
744	747	60%
748	751	61%
752	755	62%
756	758	63%
759	762	64%
763	766	65%
767	769	66%
770	772	67%
773	777	68%
778	780	69%
781	783	70%
784	786	71%
787	790	72%
791	792	73%
793	795	74%
796	798	75%
799	802	76%
803	804	77%
805	806	78%
807	809	79%
810	812	80%
813	815	81%
816	817	82%
818	819	83%
820	822	84%
823	825	85%
826	827	86%
828	829	87%

FICO® Bankcard Score, v8		
Score Range Min	Score Range Max	Cumulative %
830	831	88%
832	835	89%
836	837	90%
838	840	91%
841	842	92%
843	846	93%
847	849	94%
850	853	95%
854	858	96%
859	862	97%
863	869	98%
870	900	99%

© 2014 FICO
 © 2014 Experian Information Solutions. All rights reserved.
 FICO® Bankcard Score, v8 — EXF5B-E
 FICO® Bankcard Score, v8 — EXF5B-E
 File date: April 2014

264
 900