

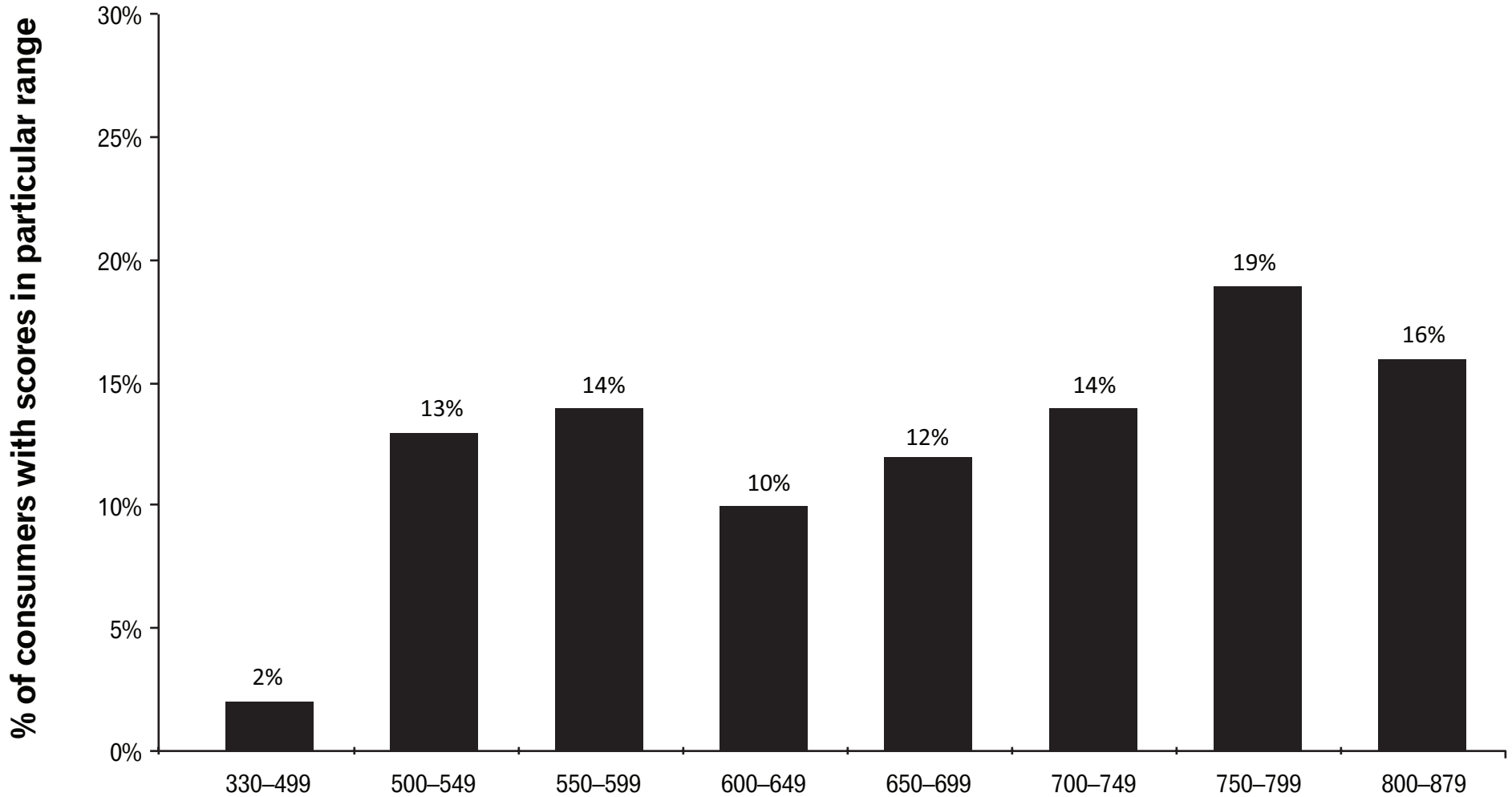


475 Anton Boulevard
Costa Mesa, CA 92626
www.experian.com

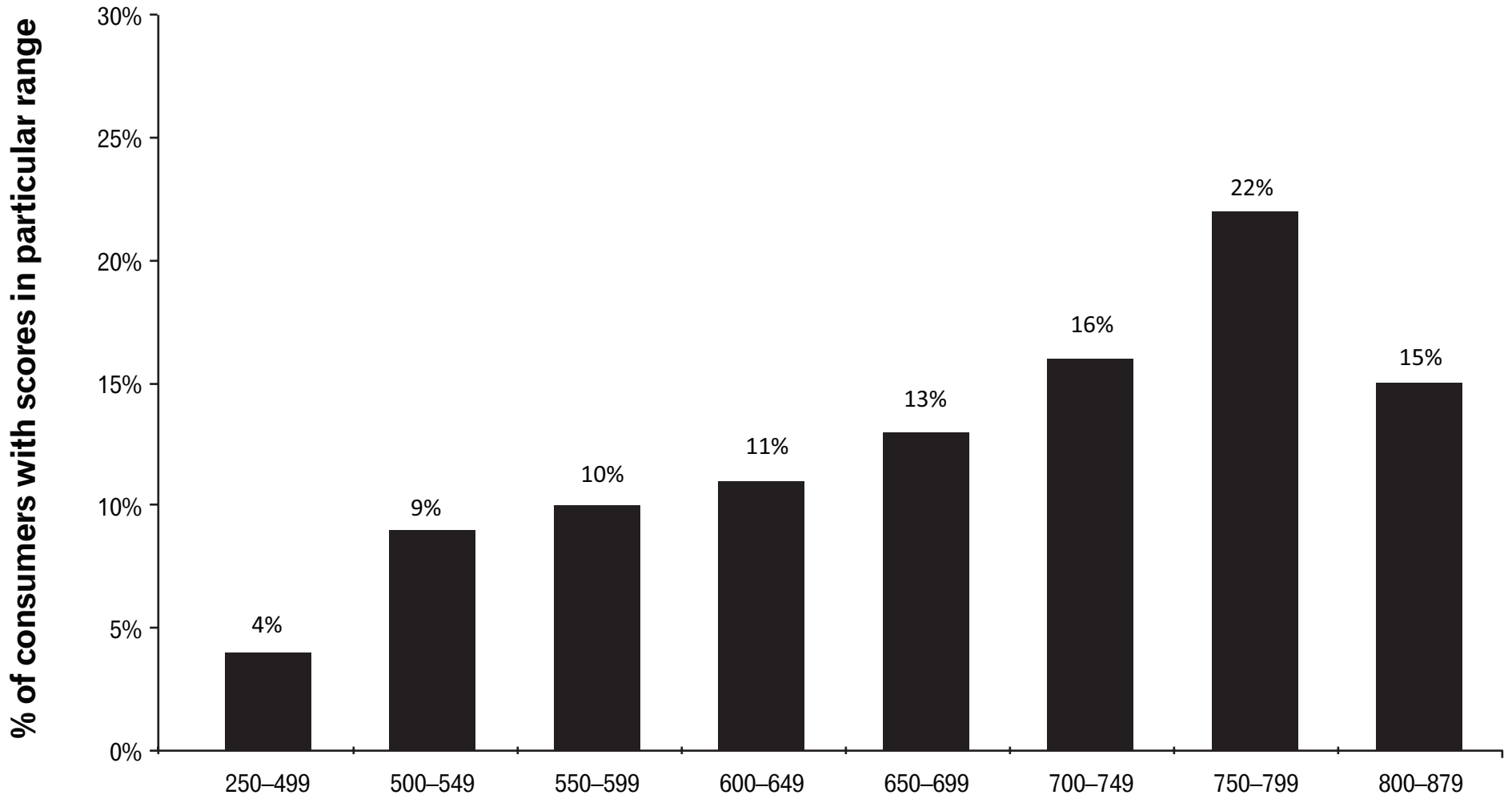
Risk Based Pricing Rule — FICO® Personal Score

- FICO® Personal Score, v1
- FICO® Personal Score, v2
- FICO® Personal Score, v3

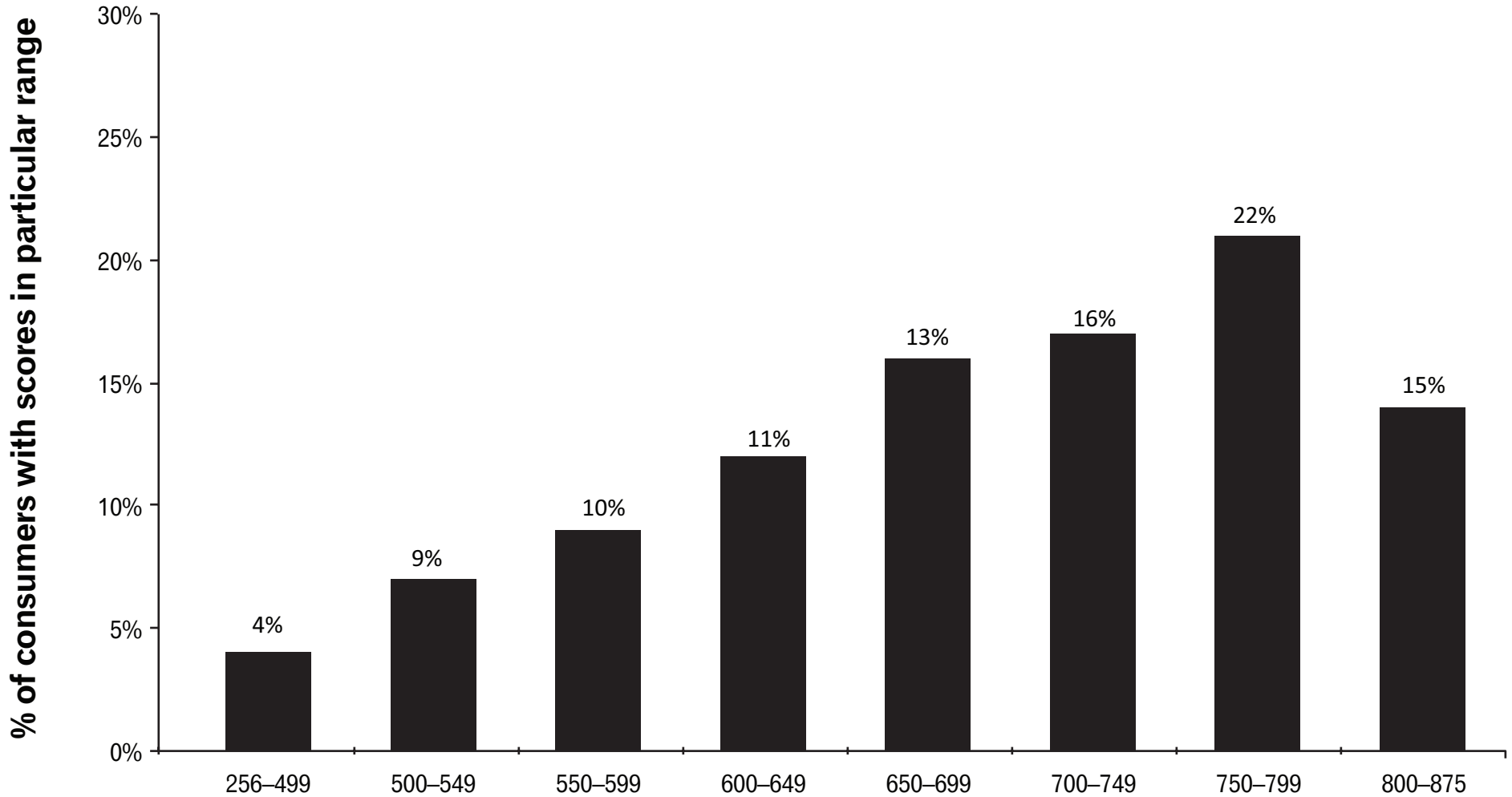
FICO[®] Personal Score, v1



FICO® Personal Score, v2



FICO® Personal Score, v3



FICO® Personal Score, v1		
Score Range Min	Score Range Max	Cumulative %
330	485	1%
486	497	2%
498	503	3%
504	508	4%
509	513	5%
514	518	6%
519	521	7%
522	525	8%
526	529	9%
530	532	10%
533	535	11%
536	538	12%
539	541	13%
542	544	14%
545	548	15%
549	551	16%
552	553	17%
554	557	18%
558	560	19%
561	563	20%
564	566	21%
567	570	22%
571	574	23%
575	577	24%
578	581	25%
582	584	26%
585	588	27%
589	592	28%
593	596	29%

FICO® Personal Score, v1		
Score Range Min	Score Range Max	Cumulative %
597	600	30%
601	605	31%
606	610	32%
611	614	33%
615	619	34%
620	624	35%
625	630	36%
631	634	37%
635	639	38%
640	644	39%
645	649	40%
650	654	41%
655	658	42%
659	663	43%
664	667	44%
668	671	45%
672	675	46%
676	679	47%
680	684	48%
685	688	49%
689	692	50%
693	696	51%
697	700	52%
701	704	53%
705	708	54%
709	712	55%
713	715	56%
716	718	57%
719	722	58%

FICO® Personal Score, v1		
Score Range Min	Score Range Max	Cumulative %
723	727	59%
728	730	60%
731	734	61%
735	737	62%
738	741	63%
742	744	64%
745	747	65%
748	751	66%
752	754	67%
755	758	68%
759	760	69%
761	762	70%
763	765	71%
766	768	72%
769	772	73%
773	774	74%
775	776	75%
777	779	76%
780	782	77%
783	784	78%
785	786	79%
787	789	80%
790	791	81%
792	793	82%
794	796	83%
797	798	84%
799	801	85%
802	803	86%
804	805	87%

FICO® Personal Score, v1		
Score Range Min	Score Range Max	Cumulative %
806	806	88%
807	808	89%
809	811	90%
812	813	91%
814	815	92%
816	818	93%
819	820	94%
821	823	95%
824	824	96%
825	829	97%
830	833	98%
834	879	99%

© 2014 Experian Information Solutions. All rights reserved.
 © 2014 FICO

FICO® Personal Score, v1
 FICO® Personal Score, v1

File date: April 2014

330
 879



FICO® Personal Score, v2		
Score Range Min	Score Range Max	Cumulative %
250	458	1%
459	474	2%
475	485	3%
486	495	4%
496	503	5%
504	510	6%
511	517	7%
518	522	8%
523	528	9%
529	533	10%
534	539	11%
540	544	12%
545	548	13%
549	553	14%
554	558	15%
559	563	16%
564	568	17%
569	572	18%
573	577	19%
578	583	20%
584	588	21%
589	593	22%
594	599	23%
600	604	24%
605	610	25%
611	615	26%
616	620	27%
621	625	28%
626	630	29%

FICO® Personal Score, v2		
Score Range Min	Score Range Max	Cumulative %
631	633	30%
634	638	31%
639	642	32%
643	646	33%
647	650	34%
651	654	35%
655	658	36%
659	662	37%
663	666	38%
667	670	39%
671	674	40%
675	678	41%
679	682	42%
683	685	43%
686	689	44%
690	692	45%
693	696	46%
697	699	47%
700	702	48%
703	706	49%
707	709	50%
710	712	51%
713	716	52%
717	719	53%
720	722	54%
723	725	55%
726	728	56%
729	732	57%
733	734	58%

FICO® Personal Score, v2		
Score Range Min	Score Range Max	Cumulative %
735	737	59%
738	741	60%
742	743	61%
744	747	62%
748	750	63%
751	752	64%
753	755	65%
756	757	66%
758	761	67%
762	764	68%
765	766	69%
767	769	70%
770	771	71%
772	773	72%
774	776	73%
777	779	74%
780	780	75%
781	782	76%
783	785	77%
786	787	78%
788	789	79%
790	790	80%
791	793	81%
794	795	82%
796	796	83%
797	798	84%
799	800	85%
801	802	86%
803	804	87%

FICO® Personal Score, v2		
Score Range Min	Score Range Max	Cumulative %
805	806	88%
807	809	89%
810	810	90%
811	812	91%
813	815	92%
816	818	93%
819	820	94%
821	824	95%
825	826	96%
827	830	97%
831	834	98%
835	879	99%

© 2014 Experian Information Solutions. All rights reserved.
 © 2014 FICO

FICO® Personal Score, v2
 FICO® Personal Score, v2
 File date: April 2014

250
 879



FICO® Personal Score, v3		
Score Range Min	Score Range Max	Cumulative %
256	464	1%
465	481	2%
482	493	3%
494	502	4%
503	511	5%
512	518	6%
519	525	7%
526	531	8%
532	536	9%
537	543	10%
544	548	11%
549	553	12%
554	559	13%
560	564	14%
565	570	15%
571	576	16%
577	581	17%
582	587	18%
588	592	19%
593	598	20%
599	603	21%
604	608	22%
609	613	23%
614	617	24%
618	622	25%
623	626	26%
627	630	27%
631	634	28%
635	637	29%

FICO® Personal Score, v3		
Score Range Min	Score Range Max	Cumulative %
638	641	30%
642	644	31%
645	648	32%
649	651	33%
652	655	34%
656	658	35%
659	662	36%
663	665	37%
666	668	38%
669	672	39%
673	675	40%
676	678	41%
679	681	42%
682	684	43%
685	687	44%
688	690	45%
691	693	46%
694	696	47%
697	699	48%
700	702	49%
703	705	50%
706	708	51%
709	711	52%
712	713	53%
714	716	54%
717	719	55%
720	722	56%
723	725	57%
726	728	58%

FICO® Personal Score, v3		
Score Range Min	Score Range Max	Cumulative %
729	731	59%
732	734	60%
735	737	61%
738	740	62%
741	743	63%
744	747	64%
748	750	65%
751	753	66%
754	756	67%
757	759	68%
760	762	69%
763	765	70%
766	768	71%
769	770	72%
771	773	73%
774	775	74%
776	778	75%
779	781	76%
782	783	77%
784	784	78%
785	787	79%
788	789	80%
790	791	81%
792	793	82%
794	795	83%
796	797	84%
798	798	85%
799	800	86%
801	802	87%

FICO® Personal Score, v3		
Score Range Min	Score Range Max	Cumulative %
803	804	88%
805	806	89%
807	809	90%
810	810	91%
811	812	92%
813	814	93%
815	817	94%
818	819	95%
820	822	96%
823	824	97%
825	828	98%
829	875	99%

© 2014 Experian Information Solutions. All rights reserved.
 © 2014 FICO

FICO® Personal Score, v3
 FICO® Personal Score, v3
 File date: April 2014

256
 875