

LaSalle Medical Supply

<b>Address:</b>	125 Ardmore Ave Ardmore, PA 19003 United States	<b>Key Personnel:</b>	Treasurer: James Martin CEO: Susan Smithers
<b>Phone:</b>	610-555-1111	<b>SIC Code/Description:</b>	8062 - Gen'l Medical & Surgical Hospital
<b>Experian BIN:</b>	123456789	<b>Business Type:</b>	Incorporated
		<b>Experian File Established:</b>	Before January 1977
		<b>Experian Years on File:</b>	More than 32 Years
		<b>Years in Business:</b>	96 Years
		<b>Total Employees:</b>	12
		<b>Sales:</b>	\$7,750,000
		<b>Filing Data Provided by:</b>	Pennsylvania
		<b>Date of Incorporation:</b>	01/09/1913

<b>Current Days Beyond Terms (DBT):</b>	<b>7</b>
<b>Predicted DBT for 06/10/2009:</b>	<b>7</b>
<b>Average Industry DBT:</b>	<b>11</b>
<b>Payment Trend Indicator:</b>	Stable
<b>Lowest 6 Month Balance:</b>	\$195,500
<b>Highest 6 Month Balance:</b>	\$324,400
<b>Current Total Account Balance:</b>	\$278,700
<b>Highest Credit Amount Extended:</b>	\$1,044,100
<b>Median Credit Amount Extended:</b>	\$2,400

<b>Payment Tradelines</b> (see <a href="#">charts</a> , <a href="#">detail</a> ):	72
<b>Business Inquiries</b> (see <a href="#">summary</a> ):	3
<b>Banking/Insurance/Leasing</b> (see <a href="#">detail</a> ):	3
<b>UCC Filings</b> (see <a href="#">detail</a> ):	6
<b>Filings Amended and Assigned:</b>	2
<b>Cautionary UCC Filings:</b>	0
<b>Businesses Scoring Worse:</b>	<b>60%</b>
<b>Bankruptcies:</b>	0
<b>Liens</b> (see <a href="#">detail</a> ):	1
<b>Judgments Filed</b> (see <a href="#">detail</a> ):	2
<b>Collections</b> (see <a href="#">detail</a> , <a href="#">summary</a> ):	3

Credit Summary

[Back to top](#)

Credit Ranking Score: 60



The objective of the Credit Ranking Score is to predict payment behavior. High Risk means that there is a significant probability of delinquent payment. Low Risk means that there is a good probability of on-time payment.

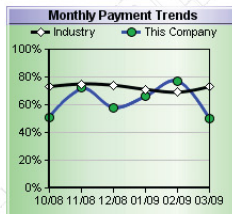
Key Score Factors:

- Risk associated with the company's industry.
- Number of other trades.
- Length of credit history greater than average.
- Number of trades with a high balance to high credit ratio.

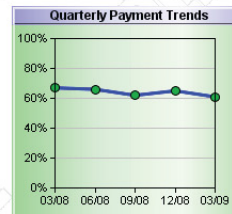
Recommended Action: Medium Risk

Payment Summary

[Back to top](#)



\*Percentage of on-time payments by month.



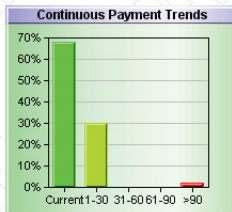
\*Percentage of on-time payments by quarter.

Monthly Payment Trends - Recent Activity

Date	Balance	Current	Up to 30 DBT	31-60 DBT	61-90 DBT	>90 DBT
10/08	\$237,600	51%	45%	0%	2%	2%
11/08	\$212,200	72%	26%	0%	0%	2%
12/08	\$261,300	58%	37%	4%	0%	1%
01/09	\$165,000	66%	30%	0%	2%	2%
02/09	\$277,300	77%	21%	0%	0%	2%
03/09	\$306,700	50%	46%	2%	0%	2%

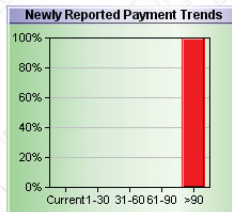
Quarterly Payment Trends - Recent Activity

Date	Balance	Current	Up to 30 DBT	31-60 DBT	61-90 DBT	>90 DBT
03/08	\$221,900	67%	31%	1%	0%	1%
06/08	\$264,600	66%	33%	0%	0%	1%
09/08	\$197,800	62%	35%	0%	1%	2%
12/08	\$212,600	65%	31%	2%	0%	2%
03/09	\$297,800	61%	35%	2%	0%	2%



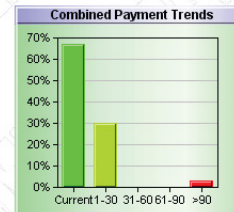
\*Continuous distribution with DBT.

Number of Accounts: 43  
Present Balance: \$280,400  
Highest Balance: \$741,200



\*Newly Reported distribution with DBT.

Number of Accounts: 1  
Present Balance: \$4,200  
Highest Balance: \$6,400



\*Combined distribution with DBT.

Number of Accounts: 44  
Present Balance: \$280,400  
Highest Balance: \$741,200

## Trade Payment Experiences

Supplier Category	Reported Date	Activity Date	Payment Terms	Recent High Credit	Balance	Current	Up to 30 DBT	31-60 DBT	61-90 DBT	>90 DBT	Comments
Acct Svcs	04/09	09/06	Varied	\$300	\$300	5%	70%		25%		
Advertising	03/09		Net 30	\$19,700	\$600	100%					Cust 5 Yr
Air Trans	04/09	04/09		\$600	\$600	100%					Cust 25 Yr
<b>Air Trans</b>	10/08		Net 30	\$200	<\$100					100%	Cust 9 Yr
Bldg Matrl	11/08		Credit								Accclosed
Bus Svcs	10/08		Varied	\$100	\$100	100%					
Ceramics	09/08		Net30	\$300							
<b>Chemicals</b>	11/08		Credit	\$800	\$800	63%	19%			18%	
Computers	10/08	02/08	Credit	\$1,700							
Dp Equip	10/08		Net 30	\$2,200	\$300		100%				
Dp Svcs	11/08	11/06									Cust 5 Yr
Drugs	11/08	10/08	Net 30	\$239,300	\$187,400	56%	40%	4%			
Elec Equip	11/08		Net 30	\$700	\$400	52%	48%				
Elec Equip	10/08	10/08	Conrtct	\$20,400	\$13,900	100%					Cust 18 Yr
Electronic	10/08	10/08	Net30	\$7,000	\$300	100%					Cust 13 Yr
Factor	11/08	04/03	Net 30								
Factor	11/08		Net 30	\$2,800	\$2,800	100%					Cust 1 Yr
Factor	10/08	03/06	Net 30								
Find Svcs	10/08	09/08	Net	\$2,400	\$1,700	94%	6%				
Find Svcs	11/08	10/08	Varied	\$21,500	\$1,100	100%					Satsftry
Find Svcs	11/08	10/08	Varied	\$1,100	\$100	100%					
Find Svcs	11/08	10/08	Varied	\$5,700	\$3,000	100%					
Find Svcs	11/08	06/08	Varied	\$500							
Florist	10/08	10/06	Cod								Cust 15 Yr
Freight	10/08	01/08	Varied	\$10,400							
General	09/08*		Varied								
Genl Merch	10/08		Credit								Accclosed
Indus Supl	11/08	10/08	Net 30	\$67,100	\$34,700	55%	45%				Cust 4 Yr
Med Equip	11/08		Net 30	\$2,400	\$1,500	100%					
Med Equip	10/08	09/08	Varied	\$33,100	\$4,200	94%	6%				Cust 2 Yr
Med Equip	10/08	10/08	Net 30	\$179,200	\$4,700	100%					Cust 1 Yr
Med Equip	07/08		Net 30	\$23,800	\$1,900	100%					Cust 4 Yr
<b>Med Supply</b>	10/08		Net 30	\$71,000	\$15,500	44%	37%			19%	
Music Inst	11/08		Net 30	\$2,000							Cust 98 Yr
Offc Suppl	11/08	10/07	Net 20								
Offc Suppl	10/08	09/08	Credit	\$2,000	\$800	100%					
Optic Supl	10/08		Varied	\$800	\$100		100%				Cust 3 Yr
Optic Supl	11/08		Conrtct	\$200	\$100	100%					
Packaging	10/08	10/06	Net 30	\$900	\$900	100%					Cust 2 Yr
Paper Dist	11/08	03/07	Net 45	\$1,000							Cust 2 Yr
<b>Restr Supl</b>	10/08		Net 30	\$19,800	\$2,500	64%		6%		30%	Cust 7 Yr
Retl Trade	11/08		Credit								
Saftey Prod	09/08		Net30	\$200							
Transportn	11/08		Other								

(\*+ is Pays Faster, '- is Pays Slower, '=' is Pays The Same -- relative to others in the same industry)  
(Tradelines with an {\*}) after the Reported Date are Newly Reported)

## Additional Payment Experiences

Supplier Category	Reported Date	Activity Date	Payment Terms	Recent High Credit	Balance	Current	Up to 30 DBT	31-60 DBT	61-90 DBT	>90 DBT	Comments
<b>Computers</b>	02/09	01/09	Unk	\$95,500	\$59,500		2%	14%	36%	48%	
Cred Card	06/08	05/08	Revolve	\$400	\$400	100%					Cust 2 Yr
Equip Leas	02/09		Special	\$35,900	\$35,900	100%					
Factor	07/07	02/07	Net 30	\$400							
Factor	01/06	08/01	Net 30								
Food Distr	03/07	03/07	Net 30	>\$100,000	>\$100,000	100%					Cust 14 Yr
Giftware	01/06		Cia								Cust 6 Yr
Housewares	04/06	06/03	Varied								
Leasing	10/08		Net 30	\$201,200	\$172,800	47%	51%	2%			Cust 5 Yr
Leasing	04/08		Net 10	\$2,000	\$2,000	100%					
Leasing	09/08		Conrtct	\$150,100	\$10,400	98%	2%				
Med Equip	04/08		Net 45	\$1,044,100	\$66,700	53%	47%				
Med Equip	05/07		Net 30	\$115,000	\$41,000	100%					
Med Equip	05/08		Net 30	\$1,100	\$200		100%				
Med Equip	02/08	01/08	Net 30	\$12,400	\$4,300	100%					Cust 15 Yr
<b>Med Supply</b>	04/06		Net 30	\$120,500	\$116,500	93%	1%	3%		3%	
Med Supply	12/06		Net 30	\$13,100	\$1,800	33%	67%				
Med Supply	04/08		Net 30	\$1,700	\$1,700	99%	1%				Spec Terms
<b>Misc Manuf</b>	08/06		Varied	\$3,200	\$1,400			50%		50%	
Music Inst	03/06	01/06	Varied	\$3,100	\$3,100	65%	35%				Cust 3 Yr
Music Inst	06/06		Net 30	\$3,100	\$2,000	100%					
Offc Suppl	11/05	04/05	Credit	\$300	\$100	100%					Cust 10 Yr
Persnlsvcs	03/06	10/03	Roi								
Petroleum	03/07	03/07	Varied	\$1,200	\$100	100%					Cust 17 Yr
Saftey Prod	08/07	07/07	Net 30	\$600	\$600	100%					Cust 6 Yr
Soap	05/06		2/10N30	\$9,500	\$4,600	98%	2%				
Sport Gds	09/06	11/01	Net 30								
Telecom	08/06	04/06	Net 30	\$2,700							

(\*+ is Pays Faster, '- is Pays Slower, '=' is Pays The Same -- relative to others in the same industry)

## Payment Trends

Date	Industry* DBT	DBT	Industry* Current	Balance	Current	Up to 30 DBT	31-60 DBT	61-90 DBT	>90 DBT
03/09	11	10	73%	\$306,700	50%	46%	2%	0%	2%
02/09	11	5	69%	\$277,300	77%	21%	0%	0%	2%
01/09	10	8	71%	\$165,000	66%	30%	0%	2%	2%
12/08	10	8	74%	\$261,300	58%	37%	4%	0%	1%
11/08	10	6	75%	\$212,200	72%	26%	0%	0%	2%
10/08	11	10	73%	\$237,600	51%	45%	0%	2%	2%

\*Industry: Gen'l Medical & Surgical Hospital

## Summary of Inquiries

Supplier Category	04/09	03/09	02/09	01/09	12/08	11/08	10/08	09/08	07/08
Drugs	2	1	0	1	0	0	0	0	0
Med Equip	1	0	1	0	0	0	0	1	0
<b>Totals</b>	<b>3</b>	<b>1</b>	<b>1</b>	<b>1</b>	<b>0</b>	<b>0</b>	<b>0</b>	<b>1</b>	<b>0</b>

## Collection Filings

Date	Agency	Agency Phone	Status	Closed Date	Amt Disputed	Amt Collected	Comments
01/06	Acme Collections	312-555-1210	Closed, Paid in Full	11/05	\$720	\$720	
06/07	Vinnie's Collection Services	215-555-2229	Open Account		\$109	\$0	
09/07	Vinnie's Collection Services	215-555-2229	Open Account		\$108	\$0	

## Collections Summary

Status	Number of Items	Amt Disputed	Amt Collected
Open Account	3	\$1,055	\$742
Closed, Paid in Full	4	\$1,118	\$1,118

## Commercial Banking, Insurance, Leasing

## Leasing

Institution Name: Non-Disclosed  
 Address: Burlington, NJ  
 ZIP Code: 08016- 0  
 Phone: 610-555-1212  
 Product Type: Equipment  
 Commencement Date: 12/06  
 Term: 24 Months  
 Original Balance: \$11,518  
 Remaining Balance: \$959  
 Scheduled Amount Due: \$479  
 Payments per Year: 12  
 Payments Current: 21  
 Payments Late: 1  
 Payments Overdue: 0

Institution Name: Ted Meds  
 Address: Cedar Rapids,  
 ZIP Code: 52406-0609  
 Phone: 610-555-1212  
 Product Type: Office Equip  
 Commencement Date: 10/07  
 Term: 58 Months  
 Original Balance: \$19,909  
 Remaining Balance: \$19,909  
 Current Payout: 0  
 Scheduled Amount Due: \$343  
 Payments per Year: 12  
 Payments Overdue: 0

Institution Name: Leasing Services  
 Address: Cedar Rapids,  
 ZIP Code: 52406-0609  
 Phone: 610-555-1212  
 Product Type: Office Equip  
 Commencement Date: 01/06  
 Term: 60 Months  
 Original Balance: \$76,380  
 Remaining Balance: \$41,815  
 Current Payout: 0  
 Scheduled Amount Due: \$1,273  
 Payments per Year: 12  
 Payments Overdue: 0

## Judgment Filings

Date: 11/04/2005  
 Plaintiff: Robert Wilkinson  
 Filing Location: Philly CNTY Mun CT  
 Legal Type: Judgment  
 Legal Action: Filed  
 Document Number: 12345678  
 Liability Amount: \$2,675

Date: 11/08/2002  
 Plaintiff: LaSalle Medical Supply  
 Filing Location: Philly Cnty Mun CT  
 Legal Type: Judgment  
 Legal Action: Filed  
 Document Number: 99005932  
 Liability Amount: \$4,452

## Tax Lien Filings

Date: 03/28/2003  
 Filing Location: Montgomery County Co  
 Legal Type: State Tax  
 Legal Action: Lien  
 Document Number: 87654321  
 Liability Amount: \$253,985  
 Description: Other Tax

Date: 05/04/2008  
Filing Number: 12345678  
Jurisdiction: Sec Of State Pennsylv  
Secured Party: WALTERS MEDI CORP NY WATERTOWN 812122 12 NORTH ROCK DR  
Activity: Filed

---

Date: 04/26/2008  
Filing Number: 12345678  
Jurisdiction: Sec Of State Pennsylv  
Secured Party: GENERAL ELECTRIC COMPANY WI MILWAUKEE 532010000 PO BOX 414  
Collateral: Accounts  
Activity: Filed

---

Date: 03/07/2008  
Filing Number: 87654321  
Jurisdiction: Sec Of State Pennsylv  
Secured Party: BAXTOR CORPORATION DIAGNOSTICS DIVISION MA UNDERW 281220000  
Activity: Filed

---

Date: 09/17/2007  
Filing Number: 12345678  
Jurisdiction: Sec Of State Pennsylv  
Secured Party: BAXTOR CORPORATION DIAGNOSTICS DIVISION MA UNDERW 28122000 1  
Activity: Filed

---

Date: 04/23/2007  
Filing Number: 87654321  
Jurisdiction: Sec Of State Pennsylv  
Secured Party: LEONARD LABORATORIES INC IL ALBERT PARK 123450000 100 PARKSIDE  
Collateral: Hereafter Acquired Property  
Activity: Filed

---

Date: 04/04/2007  
Filing Number: 12345678  
Jurisdiction: Sec Of State Pennsylv  
Secured Party: LEASING ASSOCIATES OF WHITING INC NJ SOUTH BARRINGTON 1600  
Collateral: Equipment  
Activity: Filed

\* The information herein is furnished in confidence for your exclusive use for legitimate business purposes and shall not be reproduced. Neither Experian nor its sources or distributors warrant such information nor shall they be liable for your use or reliance upon it.